




KEY TO SYMBOLS

- PA PUBLIC ADDRESS
- FE FIRE EXTINGUISHER
- HL HOUSE LIGHTS
-  CAMERA CABLE CONNECTION
-  3kW SOCKET OUTLET
- 13/1 13 AMP SINGLE PHASE 240V SUPPLY
-  LIGHTING BARS

NOTES

- STUDIO FLOOR GRID MARKINGS - 500mm SQ.
- WALL 4 LOADING DOORS HEIGHT 2m, WIDTH 1.6mm
- WALL 4 LOADING DOORS 1.9m ABOVE FLOOR LEVEL
- GRID HEIGHT 5m

SCALE 1:50

DESIGNERS LAYOUT

 PRODUCTION

 PRODUCTION DATE

 DESIGNER

 DRAWN BY
